



JASON  
URETHANE  
POWER  
TRANSMISSION  
BELTS



# Jason Urethane Power Transmission Belts Table of Contents

<b>JASON PRODUCT</b>	<b>PAGE</b>
● Uniflex Belts	1
● Open End Belts	1
● Polyurethane Timing Belt	2
● Timing Pulleys	2
● Polyurethane Timing Belt Technical Information	3 - 4
● Polyurethane Open End Timing Belt Technical Information	5 - 7
● Vee Guide	7
● Type TS	7
● Tolerances and Weights	8
● Uniflex Truly Endless Belts	9
● Open End Flat Belting	9
● Fixing Plates	9
● Special Profiles	10

# UNIFLEX BELTS


Manufactured in urethane with continuous helically wound steel cable cords, Jason's Uniflex belts are ideal for situations where high stress and load demands exceed the performance capacity of spliced belts or where the "tooling cost" of long length or non-standard endless belts are prohibitive. Truly endless at any length, Uniflex timing belts are suitable for all power transmission, high speed and severe conveying applications.

Jason Uniflex belts are available from 1500 to 13,000 MM lengths.

See page 8

## UNIFLEX Special Constructions

- High flex steel cord
- Nylon fabric on the teeth (PAZ)
- Special back machining
- Special backings available in:  
PU 85 ShA, LINATEX 40 ShA,  
Neoprene rubber 70 ShA, Yellow  
PU 60 ShA, Grey PU 60 ShA  
and PVC



# OPEN END BELTS



Ideal for linear drive and indexing applications, Jason's Urethane open end belts are available in a variety of sizes, pitches and colors to meet all specifications. Belt styles include steel or kevlar reinforcement, as well as high load (HP) and high flexibility (HPF). Belts can be spliced to specified lengths.


Technical data is on pages 4-6



Spliced open end belting




(PAR) Nylon fabric on back side. Low friction for transport.




(PAZ) Nylon fabric tooth side for low friction and noise reduction.

# POLYURETHANE TIMING BELT



For power transmission and linear positioning, Jason Industrial's polyurethane timing belts are designed for strength, ease of use and minimum maintenance. Polyurethane timing belts are available in all popular standard and metric pitches. We stock 300mm wide sleeves and can provide any required width from stock. Kevlar tensile cord can be substituted for steel on special orders. Size listing on pages 3-4

# TIMING PULLEYS



Jason supplies complete drives, including metric pulleys and clamping belt plates made to standard and custom specifications. Available in aluminum or steel, Jason's pulleys are manufactured to precise tolerances to assure a perfect fit between belt and pulley. Available in all Standard Pitches.

# POLYURETHANE TIMING BELT

## REINFORCED WITH STEEL TENSILE CORD

Jason Polyurethane Belts are available in all popular standard and metric pitches. We stock 300mm wide sleeves and can provide any required width from stock. Kevlar tensile cord can be substituted for steel on special orders. For sizes not listed below see page 8 for details on UNIFLEX truly endless belts.

### MXL

Size Code	length in	No. of teeth
55TMXL	4.40	55
57TMXL	4.56	57
60TMXL	4.80	60
70TMXL	5.60	70
72TMXL	5.76	72
76TMXL	6.08	76
79TMXL	6.32	79
80TMXL	6.40	80
82TMXL	6.56	82
88TMXL	7.04	88
91TMXL	7.25	91
92TMXL	7.36	92
101TMXL	8.08	101
102TMXL	8.16	102
103TMXL	8.24	103
110TMXL	8.80	110
114TMXL	9.12	114
120TMXL	9.60	120
130TMXL	10.40	130
132TMXL	10.56	132
140TMXL	11.20	140
145TMXL	11.60	145
150TMXL	12.00	150
155TMXL	12.40	155
175TMXL	14.00	175
200TMXL	16.00	200
256TMXL	20.48	256
280TMXL	22.40	280
308TMXL	24.64	308
332TMXL	26.56	332
352TMXL	28.16	352
360TMXL	28.80	360
405TMXL	32.40	405
412TMXL	32.96	412
432TMXL	34.56	432
485TMXL	38.80	485

### H

Size Code	length in	No. of teeth
240H	24.00	48
270H	27.00	54
300H	30.00	60
330H	33.00	66
360H	36.00	72
390H	39.00	78
420H	42.00	84
450H	45.00	90
480H	48.00	96
510H	51.00	102

### XL

Size Code	length in	No. of teeth
60XL	6.00	30
70XL	7.00	35
80XL	8.00	40
90XL	9.00	45
100XL	10.00	50
110XL	11.00	55
120XL	12.00	60
130XL	13.00	65
140XL	14.00	70
150XL	15.00	75
160XL	16.00	80
170XL	17.00	85
180XL	18.00	90
190XL	19.00	95
200XL	20.00	100
210XL	21.00	105
220XL	22.00	110
230XL	23.00	115
240XL	24.00	120
250XL	25.00	125
260XL	26.00	130
288XL	28.80	144
290XL	29.00	145
300XL	30.00	150
356XL	35.60	178
414XL	41.40	207
450XL	45.00	225
566XL	56.60	283

### L

Size Code	length in	No. of teeth
86L	8.63	23
124L	12.38	33
150L	15.00	40
187L	18.75	50
202L	20.25	54
210L	21.00	56
225L	22.50	60
240L	24.00	64
255L	25.50	68
270L	27.00	72
285L	28.50	76
300L	30.00	80
322L	32.25	86
345L	34.50	92
367L	36.75	98
390L	39.00	104
420L	42.00	112
450L	45.00	120
480L	48.00	128
510L	51.00	136
540L	54.00	144
570L	57.00	152
600L	60.00	160

### AT10

Size Code	length mm	No. of teeth
AT10/500	500	50
AT10/560	560	56
AT10/600	600	60
AT10/610	610	61
AT10/660	660	66
AT10/700	700	70
AT10/730	730	73
AT10/780	780	78
AT10/800	800	80
AT10/840	840	84
AT10/880	880	88
AT10/890	890	89
AT10/920	920	92
AT10/960	960	96
AT10/980	980	98
AT10/1000	1000	100
AT10/1010	1010	101
AT10/1050	1050	105
AT10/1080	1080	108
AT10/1100	1100	110
AT10/1150	1150	115
AT10/1200	1200	120
AT10/1210	1210	121
AT10/1250	1250	125
AT10/1280	1280	128
AT10/1300	1300	130
AT10/1320	1320	132
AT10/1350	1350	135
AT10/1360	1360	136
AT10/1400	1400	140
AT10/1420	1420	142
AT10/1480	1480	148
AT10/1500	1500	150
AT10/1600	1600	160
AT10/1700	1700	170
AT10/1720	1720	172
AT10/1800	1800	180
AT10/1860	1860	186
AT10/1940	1940	194

### AT5

Size Code	length mm	No. of teeth
AT5/225	225	45
AT5/255	255	51
AT5/280	280	56
AT5/300	300	60
AT5/330	330	66
AT5/340	340	68
AT5/375	375	75
AT5/390	390	78
AT5/420	420	84
AT5/450	450	90
AT5/455	455	91
AT5/500	500	100
AT5/545	545	109
AT5/600	600	120
AT5/610	610	122
AT5/660	660	132
AT5/710	710	142
AT5/720	720	144
AT5/750	750	150
AT5/780	780	156
AT5/825	825	165
AT5/860	860	172
AT5/975	975	195
AT5/1050	1050	210
AT5/1125	1125	225
AT5/1500	1500	300
AT5/2000	2000	400



# POLYURETHANE TIMING BELTS

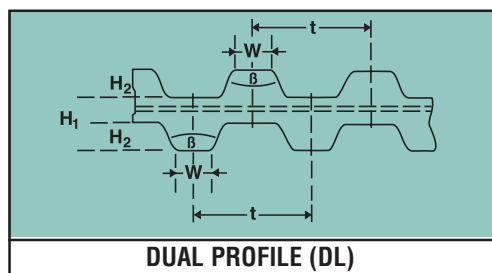
## T 2.5

Size Code	length mm	No. of teeth
T2.5/120	120	48
T2.5/145	145	58
T2.5/160	160	64
T2.5/177	177.5	71
T2.5/200	200	80
T2.5/230	230	92
T2.5/245	245	98
T2.5/265	265	106
T2.5/285	285	114
T2.5/305	305	122
T2.5/317	317.5	127
T2.5/330	330	132
T2.5/380	380	152
T2.5/420	420	168
T2.5/480	480	192
T2.5/500	500	200
T2.5/600	600	240
T2.5/650	650	260
T2.5/680	680	272
T2.5/780	780	312
T2.5/880	880	352
T2.5/915	915	366
T2.5/950	950	380
T2.5/1185	1185	474

## T 5 DL

Pitch Code	length mm	No. of teeth
T5/410DL	410	82
T5/460DL	460	92
T5/590DL	590	118
T5/620DL	620	124
T5/750DL	750	150
T5/815DL	815	163
T5/860DL	860	172
T5/940DL	940	188
T5/1100DL	1100	220

*Jason can ship any required width from stock, usually within 24 Hours*



**DUAL PROFILE (DL)**

### PROFILE DIMENSIONS

Pitch	t(mm)	H1(mm)	H2 (mm)	W(mm)	B°
T5 DL	5.0	2.2	1.2	1.8	40°
T10 DL	10.0	4.5	2.5	3.5	40°

### NOMENCLATURE EXAMPLES

150L075	15" LONG	L PITCH (.375")	.75" WIDE
10T5/620	620mm LONG	T5 PITCH (5mm)	10mm WIDE
25T10/630DL	630mm LONG	T10 PITCH (10mm)	25 mm WIDE, DUAL SIDED

## T 5

Size Code	length mm	No. of teeth
T5/120	120	24
T5/150	150	30
T5/165	165	33
T5/185	185	37
T5/200	200	40
T5/210	210	42
T5/215	215	43
T5/220	220	44
T5/225	225	45
T5/245	245	49
T5/250	250	50
T5/255	255	51
T5/260	260	52
T5/270	270	54
T5/275	275	55
T5/280	280	56
T5/295	295	59
T5/300	300	60
T5/305	305	61
T5/330	330	66
T5/340	340	68
T5/350	350	70
T5/355	355	71
T5/365	365	73
T5/375	375	75
T5/390	390	78
T5/400	400	80
T5/410	410	82
T5/420	420	84
T5/425	425	85
T5/430	430	86
T5/440	440	88
T5/450	450	90
T5/455	455	91
T5/460	460	92
T5/475	475	95
T5/480	480	96
T5/500	500	100
T5/510	510	102
T5/525	525	105
T5/545	545	109
T5/550	550	110
T5/560	560	112
T5/575	575	115
T5/590	590	118
T5/600	600	120
T5/610	610	122
T5/620	620	124
T5/630	630	126
T5/650	650	130
T5/660	660	132
T5/690	690	138
T5/700	700	140
T5/720	720	144
T5/725	725	145
T5/750	750	150
T5/780	780	156
T5/815	815	163
T5/830	830	166
T5/840	840	168
T5/850	850	170
T5/860	860	172
T5/885	885	177
T5/900	900	180
T5/940	940	188
T5/990	990	198
T5/1000	1000	200
T5/1075	1075	215
T5/1100	1100	220
T5/1160	1160	232
T5/1200	1200	240
T5/1215	1215	243
T5/1275	1275	255
T5/1280	1280	256
T5/1315	1315	263
T5/1355	1355	271
T5/1380	1380	276
T5/1440	1440	288
T5/1955	1955	391

## T 10

Size Code	length mm	No. of teeth
T10/260	260	26
T10/340	340	34
T10/370	370	37
T10/390	390	39
T10/400	400	40
T10/410	410	41
T10/440	440	44
T10/450	450	45
T10/480	480	48
T10/500	500	50
T10/530	530	53
T10/560	560	56
T10/600	600	60
T10/610	610	61
T10/630	630	63
T10/660	660	66
T10/680	680	68
T10/690	690	69
T10/700	700	70
T10/720	720	72
T10/730	730	73
T10/750	750	75
T10/780	780	78
T10/810	810	81
T10/840	840	84
T10/880	880	88
T10/890	890	89
T10/900	900	90
T10/910	910	91
T10/920	920	92
T10/950	950	95
T10/960	960	96
T10/970	970	97
T10/980	980	98
T10/1010	1010	101
T10/1050	1050	105
T10/1080	1080	108
T10/1100	1100	110
T10/1110	1110	111
T10/1140	1140	114
T10/1150	1150	115
T10/1200	1200	120
T10/1210	1210	121
T10/1240	1240	124
T10/1250	1250	125
T10/1300	1300	130
T10/1320	1320	132
T10/1350	1350	135
T10/1390	1390	139
T10/1400	1400	140
T10/1420	1420	142
T10/1440	1440	144
T10/1450	1450	145
T10/1460	1460	146
T10/1500	1500	150
T10/1560	1560	156
T10/1600	1600	160
T10/1610	1610	161
T10/1700	1700	170
T10/1750	1750	175
T10/1780	1780	178
T10/1880	1880	188
T10/1960	1960	196
T10 /2250	2250	225

## T 10 DL

Size Code	length mm	No. of teeth
T10/260DL	260	26
T10/530DL	530	53
T10/630DL	630	63
T10/660DL	660	66
T10/720DL	720	72
T10/840DL	840	84
T10/980DL	980	98
T10/1210DL	1210	121
T10/1240DL	1240	124
T10/1250DL	1250	125
T10/1320DL	1320	132
T10/1350DL	1350	135
T10/1420DL	1420	142
T10/1610DL	1610	161
T10/1880DL	1880	188

# POLYURETHANE OPEN END TIMING BELT

STEEL OR KEVLAR REINFORCED

Sold in rolls in the widths indicated below. Minimum order is 50 ft. Other widths are available. Belts can be spliced to any length required. For truly endless belts see page 9.

## Standard Constructions

Polyurethane - Steel cord  
Kevlar also available



## Open End Belting

Rolls 100m Long  
Minimum order 50 ft.

## Spliced Belts

For all pitches, the minimum length is 900 mm.

For Spliced Belts reduce Allowable Tensile Load by 50%

## Special Constructions

- Nylon fabric on the teeth, type PAZ
- Nylon fabric on the back, type PAR
- Nylon fabric on the teeth, and on the back type PAZ/PAR
- High Abrasion resistance and special thickness
- FDA approved Polyurethane
- Non-Standard Widths

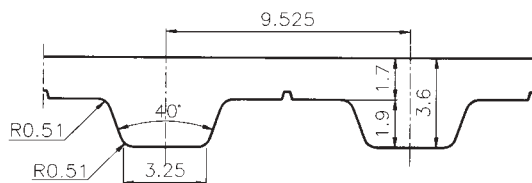
## DIMENSIONAL & LOAD DATA

### XL



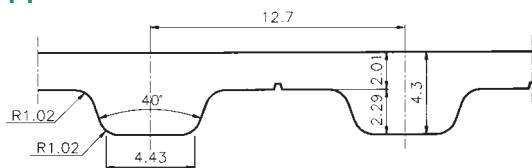
Pitch .200"							
Width, Inch		025	031	037	050	075	100
Allowable Tensile Load	lb.	40	50	70	90	150	200
Breaking Strength	lb.	130	150	200	300	500	670

### L



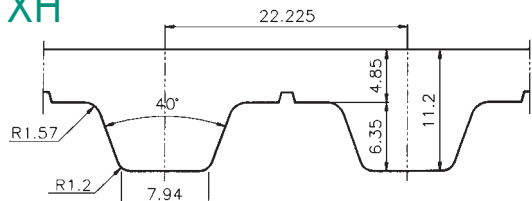
Pitch .375"							
Width, Inch		037	050	075	100	150	200
Allowable Tensile Load	lb.	140	210	330	460	700	800
Breaking Strength	lb.	400	660	1000	1350	2200	3000

### H



Pitch .500"								
Width, Inch		050	075	100	150	200	300	400
Allowable Tensile Load	lb.	260	450	580	840	1180	1680	2350
Breaking Strength	lb.	820	1400	1800	2600	3700	5700	7400

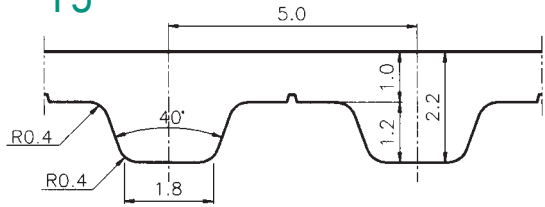
### XH



Pitch .875"							
Width, Inch		075	100	150	200	300	400
Allowable Tensile Load	lb.	600	820	1260	1800	2750	3600
Breaking Strength	lb.	2100	2800	4300	6000	9300	12300

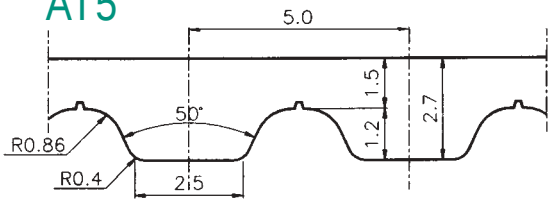
# POLYURETHANE OPEN END TIMING BELT

## T5



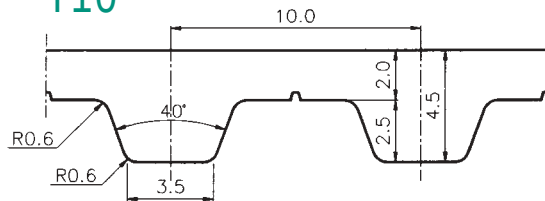
Pitch 5 mm								
Width, mm.		6	8	10	12	16	25	32
Allowable Tensile Load	N	190	250	305	400	660	985	1290
Breaking Strength	N	570	760	915	1100	1830	2975	3890

## AT5



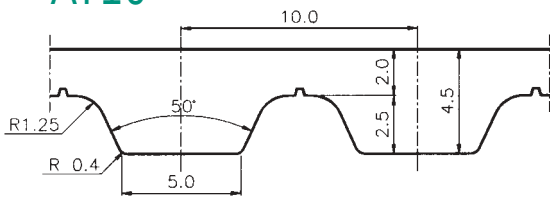
Pitch 5 mm (Wide Tooth)						
Width, mm.		10	16	25	32	50
Allowable Tensile Load	N	630	1260	2050	2680	4255
Breaking Strength	N	11960	3920	6370	8330	13320

## T10



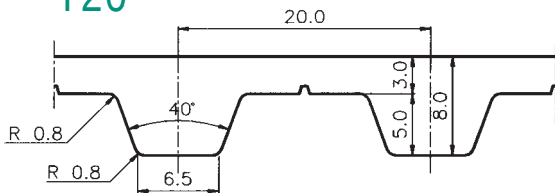
Pitch 10 mm									
Width, mm.		16	20	25	32	40	50	75	100
Allowable Tensile Load	N	1630	2000	2560	3370	4200	5230	8260	10420
Breaking Strength	N	5110	6400	8040	10600	13200	16450	25960	32900

## AT10



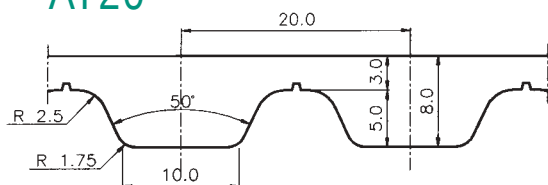
Pitch 10 mm (Wide Tooth)						
Width, mm.		25	32	50	75	100
Allowable Tensile Load	N	3360	4880	8050	12200	16600
Breaking Strength	N	12450	16600	27400	41500	56500

## T20



Pitch 20, mm						
Width, mm.		25	32	50	75	100
Allowable Tensile Load	N	3360	4880	8050	12200	16100
Breaking Strength	N	12460	16620	27430	41560	54860

## AT20

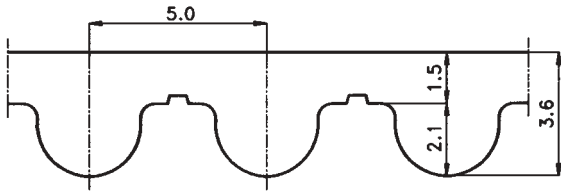


Pitch 20 mm (Wide Tooth)						
Width, mm.		25	32	50	75	100
Allowable Tensile Load	N	6020	7400	12040	18050	25000
Breaking Strength	N	19630	24160	39270	58900	81560



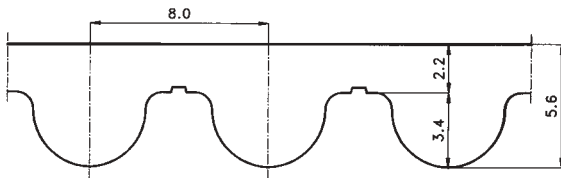
# POLYURETHANE OPEN END TIMING BELT (Cont'd)

## 5 MM



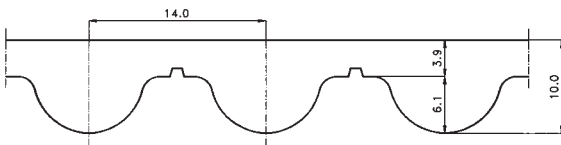
Pitch 5 mm					
Width, mm.		10	15	25	50
Allowable Tensile Load	lb.	140	265	460	950
Breaking Strength	lb.	440	825	1430	3000

## 8MM



Pitch 8 mm							
Width, mm.		10	20	30	50	85	100
Allowable Tensile Load	lb.	275	650	985	1800	3125	3730
Breaking Strength	lb.	930	2250	3360	6160	10650	12700

## 14MM



Pitch 14 mm						
Width, mm.		25	40	55	85	100
Allowable Tensile Load	lb.	1350	2080	2600	4200	5600
Breaking Strength	lb.	4400	6800	8500	15200	18350

## VEE GUIDE

Timing belting with Vee Guide center section.  
White polyurethane with steel cord.  
Open end or spliced to order.



Vee Guide

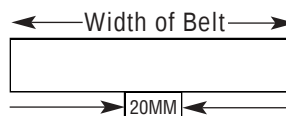
Available Sizes Vee Guide

20TG5	6mm
25TG5	6mm
32TG5	6mm
50TG5	6mm
50TG10	A
75TG10	A
100TG10	A
50TG20	A
75TG20	A
100TG20	A
50ATG10	A
75ATG10	A
100ATG10	A
150HG	A
200HG	A
300HG	A
400HG	A

Nylon Fabric on teeth (PAZ) and/or back (PAR) available on special order for Vee Guide & TS sections. Also available with 2mm polyurethane extra backing. FDA construction on special order.

## TYPE TS

20mm pitch and 20mm wide timing belt center section  
White polyurethane with steel cord.  
Open end or spliced to order.



Available Sizes

50TS 20
75TS 20
100TS 20

# TOLERANCES AND WEIGHTS

## WIDTH AND THICKNESS TOLERANCES

PITCH	Tolerances for belt width	Tolerance for nominal thickness
T5	± 0.5 mm	± 0.15 mm
T10	± 0.5 mm	± 0.30 mm
T20	± 1.0 mm	± 0.45 mm
AT5	± 0.5 mm	± 0.20 mm
AT10	± 0.5 mm	± 0.30 mm
AT20	± 1.0 mm	± 0.45 mm
XL	± .020"	± .010"
L	± .020"	± .010"
H	± .030"	± .012"
XH	± .040"	± .020"


## APPROXIMATE BELT WEIGHT (kg/m)

PITCH	Width (mm)									
	6	10	12	16	20	25	32	50	75	100
T5	0.015	0.025	0.030	0.040	0.050	0.065	0.080	0.130		
T10		0.053	0.054	0.072	0.106	0.133	0.144	0.256	0.398	0.530
T20						0.200	0.250	0.400	0.600	0.800
AT5	0.018	0.130	0.036	0.048	0.060	0.075	0.096	0.150		
AT10				0.097	0.125	0.150	0.190	0.300	0.450	0.600
AT20						0.270	0.350	0.550	0.800	10100
XL	0.019	0.022	0.027	0.036	0.055	0.073	0.110	0.145		
L			0.040	0.054	0.080	0.109	0.164	0.216		
H				0.067	0.100	0.130	0.200	0.265	0.397	0.530
XH						0.250	0.380	0.500	0.750	1.000
	<b>025</b>	<b>031</b>	<b>037</b>	<b>050</b>	<b>075</b>	<b>100</b>	<b>150</b>	<b>200</b>	<b>300</b>	<b>400</b>
	Width (inch)									

(Kg/m x .67 = Lb/Ft)

## MEASURING LOAD FOR OPEN END BELTING (F)

PITCH	Width (mm)										NEWTONS	
	6	10	12	16	20	25	32	50	75	100		
T5	10	20		30	40	45	60					
T10				45		70	85	135	205	270		
T20						135	170	270	400	550		
AT5		25		40		60	80					
AT10						135	170	270	400	550		
AT20							480	650	975	1300		
XL	3	4	5									
L			5	7	10	13						
H				8	12	16	25	30	50	65		
XH							100	150	220	300		
	<b>025</b>	<b>031</b>	<b>037</b>	<b>050</b>	<b>075</b>	<b>100</b>	<b>150</b>	<b>200</b>	<b>300</b>	<b>400</b>		
	Width (inch)										POUNDS	



Note: 1 newton= .2248 lb. force

# UNIFLEX Truly Endless Belts - Any Length

Urethane Timing belts constructed with Steel Cable cords produced to any length without requiring a mold. Helically wound steel tension members provide ideal performance in continuous operation where maximum working loads and speeds to 10,000 rpm's are called for.

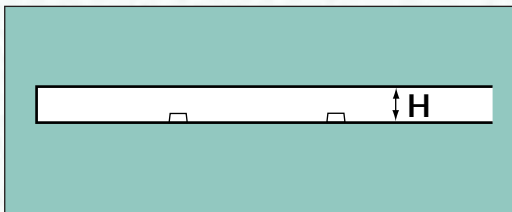
Now Available (X)

## Belt Width

(inch)	037	050	075	100	150	200	300	400			
L	X	X	X	X	X	X	X	X			
H		X	X	X	X	X	X	X			
XH			X	X	X	X	X	X			
(mm)	10	20	30	50	85	100					
8mm	X	X	X	X	X	X					
(MM)	10	12	16	20	25	32	50	60	75	100	150
T5	X	X	X	X	X	X	X		X	X	
T10		X	X	X	X	X	X	X	X	X	
T20			X	X	X	X	X	X	X	X	X
AT5	X	X	X	X	X	X	X		X	X	
AT10			X	X	X	X	X	X	X	X	X
AT20			X	X	X	X	X	X	X	X	X

Available Length - Min. 1500mm (59"). Max. 13,000 (511.8")  
 Maximum Width - 150mm (5.9")

## OPEN END FLAT BELTING



	P2	P2	P3
H (MM)	1	2	3

(Urethane Flat Belting with steel-cable reinforcement)

### STANDARD WIDTH MM

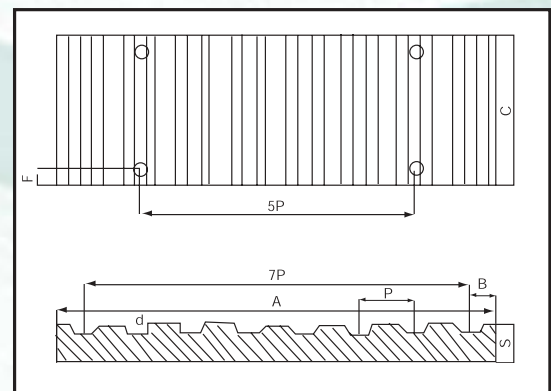
	P1	P2	P3
	10	25	25
	20	50	50
		75	
		100	

## FIXING PLATES

FIXING PLATES FOR INCH PITCH BELTS (mm)																
TYPE	F	d	B	A	S	Belt Width (inch)										
						C	025	037	050	075	100	150	200	300	400	
XL	6	5.5	3.5	42.5	8	25.5	28.5	32	38	48						
L	8	9	5	76.6	15		36	39	45	51.5	64	77				
H	10	11	9	106.9	22			45	51	57.5	70	83	108	134		

FIXING PLATES FOR METRIC PITCH BELTS (mm)																
TYPE	F	d	B	A	S	Belt Width (inch)										
						C	6	10	16	25	32	50	75	100		
T5-AT5	6	5.5	3.2	41.8	8	25	29	35	44	51	61					
T10-AT10	8	9	5	80	15			41	50	57	75	100	125			
T20-AT20	10	11	10	160	20				56	65	81	106	132			

FIXING PLATES FOR HTB PITCH BELTS (mm)																
TYPE	F	d	B	A	S	Belt Width (inch)										
						C	10	15	20	25	30	40	50	55	85	100
5m	6	5.5	3.2	41.8	8	28	34		44			61				
8m	8	9	5	66	15	35	40	45		55		75		110	125	
14mm	10	11	9	116	22				56		71		86	116	132	



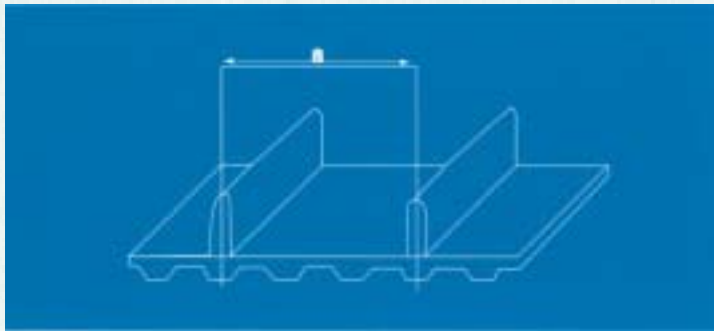
The fixing plates are used to fasten the ends of open belting. On the customer's request, the plates can be delivered with or without fixing holes. The plates are delivered in aluminum alloy. Consult Jason for pricing

# SPECIAL PROFILES



Jason Urethane belts can be made up with a variety of welded-on profiles to handle your specific application. These profiles can be used as indexers, actuators, carriers or pushers. They can provide accuracy to assembly, packaging and inserting operations. Custom profile designs are possible.

Belts with Special Profiles




We recommend that the profile pitch  $S$  be a multiple of the belt's tooth pitch. This will minimize cumulative positioning error. The weld-on accuracy is  $\pm .020''$  ( $\pm .5$  mm) for each profile, noncumulative. Profile height tolerance is  $\pm .020''$ . Normally a small weld bead will be visible at the base of the profile. The radius of this bead is  $.020''$ -. $.040''$ . This bead is removable, if necessary.

# JASON PRODUCT CATALOGS



Power Transmission Belts  
Catalog JB-7



Accu-Link Belts  
Catalog AL-4



Industrial Hose &  
Couplings  
Catalog HC-5



# JASON URETHANE POWER TRANSMISSION BELTS

Corporate Office  
Central Warehouse  
Jason Industrial Inc.  
340 Kaplan Drive  
Fairfield, NJ 07004  
973-227-4904  
FAX 973-227-1651

Branch Offices  
and Warehouses  
Jason Illinois, Inc.  
258 Westgate Drive  
POB 87288  
Carol Stream, IL 60188  
630-752-0600  
FAX 630-752-0680

Jason Industrial Inc.  
3236 Royalty Row  
Irving, TX 75062  
972-438-6992  
FAX 972-721-9162

Jason Industrial Inc.  
3724 East 26th Street  
Los Angeles, CA 90023  
323-265-8061  
FAX 323-265-0813

Jason Industrial Inc.  
1212 N. 39th St. STE 218  
Tampa, FL 33605  
813-241-4111  
FAX 813-241-4212

Jason Do Brasil Ltda  
Rua Santa Escolastica NR 120  
Sorocaba  
Sao Paulo, Brasil 18051-380  
005515 2220007  
FAX 005515 2227565

Jason Industrial Canada Ltd.  
9135 Cote De Liesse  
Dorval, Quebec H9P-2N9  
514-631-6781  
FAX 514-631-7408

Jason Industrial Canada Ltd.  
927 Matheson Blvd, East  
Mississauga, Ontario L4W-2R7  
905-602-4400  
FAX 905-602-4406

Jason Industrial Canada Ltd.  
4242 99th St. (Gretzky Street)  
Edmonton, Alberta T6E-5B3  
780-461-4400  
FAX 780-461-1034

Jason Industrial, S. De R.L. De C.V.  
AV. Ceylan No. 959 Bodega 36  
Col. Industrial Vallejo C.P. 02300  
Azcapotzalco, Mexico D.F.  
005255873680/5873785/5877374  
FAX 005255873688

**[www.jasonindustrial.com](http://www.jasonindustrial.com)**  
**Contact us at [sales@jasonindustrial.com](mailto:sales@jasonindustrial.com)**



All recommendations for the use of the products described herein and all other data or information set forth in this publication, whether concerning such products or otherwise, are furnished without any guarantee, warranty representations or inducement of any kind whether express or implied, including but not limited to implied warranties of merchantability and fitness for a particular purpose. And Jason expressly disclaims liability under any theory, including without limitation, contract negligence, misrepresentation or breach of any obligation relating to the recommendation, data or information set forth herein. Readers and customers are encouraged to conduct their own test before using any product. Read its label and all related instructions. The information in this publication is not intended as permission or recommendations to practice a patented invention without permission of the patent owner.